

VITAL PARAMETER MONITORING FOR HEALTH THROUGH IoT USING BIOSENSORS AND MEDICINE BOX

Ruchi D. Vyawahare, Prof. Mrs. S.P.Tondare, Prof. Dr. Mrs. S.P. Gaikwad

Abstract: - Among the variety of uses empowered by the net of Things (IoT), sensible and associated human services is notably necessary. Network sensors, either worn on the body or installed in our living setting; modify the social event of wealthy info demonstrative of our physical and mental state. Caught consistently, amassed, and viably strip-mined, such info will create a positive transformation amendment within the health care landscape. The stage includes 1) Associate in nursing open-stage based insightful drugs box (iMedBox) with expanded property and interchange ability for the combination of gadgets and administrations, 2) wise pharmaceutical bundling (iMedPack). The planned stage consistently melds IoT gadgets (e.g., wearable sensors, wise drugs bundles, and so on.) with in-home care benefits A fascinating system ought to be equipped for dealing with the patients from all angles, covering customized prescription, very important signs observance, on-the-scene diagnosing and communication with remote doctors. The planned system provides Associate in nursing experimental plan of patient's health condition.

Index Term: Arduino, Blood pressure sensor, Health care system, IoT, Raspberry Pi, Temperature sensor, zigbee.

1 INTRODUCTION

A system is style for patient within whom all parameters square measure monitor on IoT platform suggests that if user is reception and doctor is in hospital during this case the doctor will monitor patient physical parameters from his hospital victimisation his mobile and conjointly update his medicines and it will offer instruction associated with diet etc. If any emergency condition happens during this case Email is mechanically send to car and doctor. These days range of bed in hospital aren't decent spatially government hospitals for such hospital this technique is beneficial. During this means doctor will monitor every patient remotely. Home health care and services will drastically cut back the entire expenditure on treatment or treatment. Therefore, it's pressing within the close to future for the health care trade to develop advanced and sensible health-related technologies. Wearable IoT gadgets additional extra request within the market, owing from the supply of net for a good worth and well availability.

- **Ms.Ruchi D.Vyawahare**, M.tech ElectronicVLSI,Department of Electronics,Bharati Vidyapeeth Deemed University CollegeofEngineering,Pune,India,(email:ruchivyawahare11@gmail.com)
- **Prof. Mrs.S.P.Tondare**,Assistant Professor, Department of Electronics,Bharati Vidyapeeth Deemed University College ofEngineering,Pune,India,(email:sptondare@bvucoep.edu.in)
- **Prof.Dr. Mrs.S.P.Gaikwad**, Assistant Professor, Department of Electronics,Bharati Vidyapeeth Deemed University CollegeofEngineering,Pune,India,(email:spgaikwad@bvucoep.edu.in)

2 LITERATURE SURVEY

1. "A Health-IoT Platform Based on the Integration of Intelligent Packaging, Unobtrusive Bio-Sensor and Intelligent Medicine Box." Geng Yang, Li Xie, Matti Mäntysalo, Xiaolin Zhou, Member, IEEE, Zhibo Pang, Li Da Xu, Sharon

Kao-Walter, Qiang Chen, Lirong Zheng, Senior Member, IEEE

The planned platform seamlessly fuses IoT devices (e.g., wearable sensors, intelligent drugs packages, etc.) with in-home tending services (e.g., telemedicine) for AN improved user expertise and repair potency. The feasibility of the enforced iHome Health-IoT platform has been established in field trials.

2. "6LoWPAN-empowered Fall Detection and Health Monitoring System with Android Smartphone" Won-Jae Yi, Oishee Sarkar, Thomas Gonnot, Ehsan Monsef and Jafar Saniie.

Falls are a critical issue which transcendently influences the life of the elderly populace. In this way, gigantic measure of assets and time is being spent in the medicinal services segment to create frameworks which performs fall identification progressively, and also examination of the reason and prompt impacts. It shows the possibility of the framework.

3. "Engineering and Design Flow of Tele-Health Monitoring System utilizing STM32 Platform" Sufian Kaki Aslam and Jafar Saniie.

This paper talks about the design and style stream of a Tele-Health observance (THM) stage exploitation compelling use of the calculation control and numerous built-in peripherals of STM32 micro-controller that may enable clients to possess a solid and intelligent well-being observance framework. The planned stage gives a channel to interface numerous well-being sensors and knowledge securing gadgets determined the individual himself or a licensed health supplier will screen and examine the physical movement of an individual on general premise. This stage discovers pleasant use in cases wherever patients are beneath transportation, home care or visit well-being investigation.

4. "An Ultra-Low-Power Front-end IC for Wearable Health Monitoring System" Yu-Pin Hsu, Student Member, IEEE, Zemin Liu, Student Member, IEEE, and Mona M. Hella, Senior Member, IEEE.

This paper introduces a low-control front-end IC for wearable well-being watching frameworks. The IC, composed in an exceedingly customary 0.13µm CMOS innovation, totally coordinates a low-clamor simple front-end (AFE) to method the powerless bio-signals, trailed by a digitizer (ADC) to digitalize the extracted signals. Immoderate low-power consumption and low-noise performance, that is appropriate for wearable health watching system.

5. "E-Health Monitoring System for the Aged" Augustus E. Ibhaze, MNSE, Francis E. Idachaba, PhD

Well-being and ready level checking of car driver is critical to decrease the quantity of vehicle mishaps and related fatalities. The proposed work concentrates on the improvement of a solid and minimal effort well-being observing framework for car drivers. It depends on non-contact electrocardiogram (ECG) guideline. Various flag obtaining ECG anodes are set on the seat and safety belt of the car. The signs from the diverse terminals are interfaced to basic simple and advanced flag preparing units through an exchanging rationale. It reduces the number of vehicle accidents and associated fatalities.

3. GENERAL ARCHITECTURE

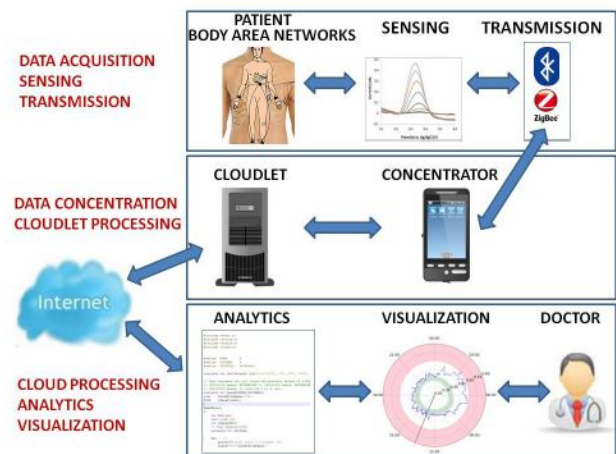


Figure no.1: General Engineering

Temperature locator changes over the simple readings into computerized by utilizing simple to advanced converter. By utilizing python based heartbeat oxymeter locator considers beats well as oxygen immersion level in the blood. Circulatory strain finder identifies pulse level i.e. systolic and diastolic pulse scopes of the patient's body. TCP/IP protocol.

4. METHODOLOGY

This system is classified into two parts. In first part the values of sensors like Temp, BP, ECG is read by arduino and sends to Raspberry Pi through Zigbee. In second part, Raspberry Pi is employed to update parameters on web server for continuous monitoring of patient.

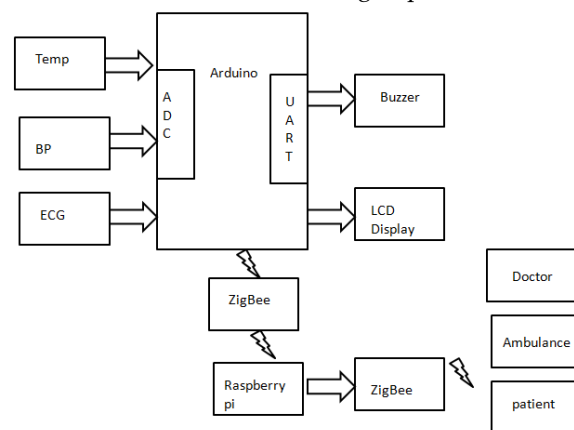


Fig2: Vital Parameter monitoring through IoT

Here we use raspberry pi on which apache web server is installed. All database of patient is manage on raspberry pi .The raspberry pi is connected to arduino through Zigbee module. To arduino various sensor are connected which are Temp, ECG and BP. This data is read by arduino and send to raspberry pi through Zigbee and on the raspberry pi side those data is updated on web server.

4.1 RASPBERRY PI BOARD:

Raspberry Pi could be a Visa measured single board laptop created within the United Kingdom by Raspberry Pi establishment with the expectation of empowering the instructing of essential engineering in colleges. It's 2 models; Model A has 25 6Mb RAM, one USB port and no system association. Display B has 5 12Mb RAM, pair of USB ports Associate in Nursing an LAN port. It's a Broadcom BCM2835 framework on a chip which incorporates Associate in Nursing ARM1176JZF - S 700 megacycle processor, Video Core IV GPU; Associate in Nursing a Coyote State card. The GPU is fit for Blu-beam quality playback, utilizing H.264 at 40Mbits/s.

4.2 LCD

LCD (Liquid Crystal Display):

LCD (Liquid Crystal Display) screen is associate electronic show module and notices a large vary of uses. A 16x2 {lcd|liquid gem show|LCD|digital display alphanumeric display} show is extremely basic module and is extremely normally utilized in numerous devices and circuits. LCD's region unit conservative; just programmable; don't have any restriction of showing unique and even (dissimilar to in seven portions), liveliness then on. A 16x2 {lcd|liquid precious stone show|LCD|digital display alphanumeric display} proposes that it will show 16 characters for every line and there are a unit a pair of such lines. During this liquid crystal display each character is shown in 5x7 element network. This liquid crystal display has 2 registers, to be specific, Command and information. The command register stores the command directions given to the liquid crystal display. A summon is relate guideline given to fluid precious stone show to liquid crystal display to do a predefined task.

4.3 ZIGBEE

Zigbee is Associate in Nursing IEEE 802.15.4-based detail for an set of abnormal state correspondence conventions wont to produce individual space network with minor, low-control advanced radios, like for home robotization, medicinal gadget

information assortment and different low-control low-transfer desires, intended for little scale comes which require wireless alliance. Henceforth, zigbee could be a low-control, low rate, and shut vicinity (i.e., individual territory) wireless adhoc network.

(Zigbee systems measure secured by 128 piece symmetrical coding keys.) Zigbee features a outlined rate of 250 kbit/s, most appropriate to discontinuous information transmissions from a detector or data input device.

Remote Prescriptions:-

Here doctor can login the system and update his prescription as per routine. Doctor can also indicate emergency condition which is show on gui and also doctor can assign his appointment for patient.

Medication Reminder:-

The system can tell the patient which tablet should be taken and at what time. For that purpose we interface LCD. The tablet is displayed automatically on LCD as per prescription time.

Emergency:-

If any emergency condition is occurs for example some parameter exceed beyond the limit which is set by doctor in this case the Email is send to the doctor and ambulance.

Circuit Diagram

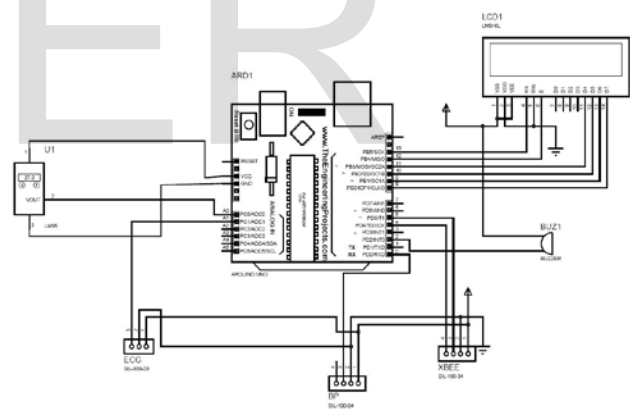


Figure 3: Circuit diagram of Vital Parameter Monitoring.

5. IMPLEMENTATION FLOW

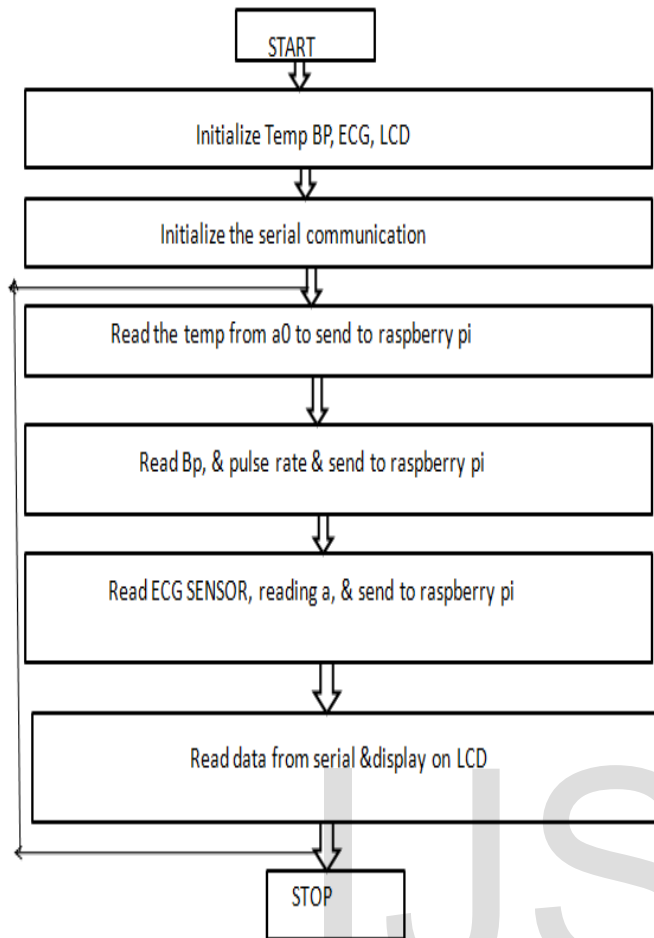


Fig 4: Implementation flowchart of monitoring Vital Parameters.

1

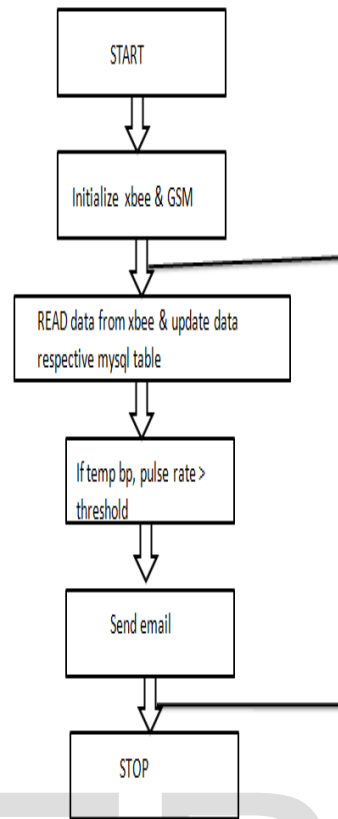


Figure no.5: Implementation flowchart for detection of threshold values.

6. EXPERIMENTAL RESULTS

. Here we consider time from 9 to 9:30, take reading for every 10 minutes and show on GUI. The physical parameters like **Temperature, ECG Sensor and pulse rate** measurement analysis given below. All physical data converted into digital format by python. Here we use 10 bits resolution ADC MCP 3204 and finally whole data will store in database for permanent records.

Parameters Time difference	Temp(degree celcius)	BP		ECG
		Systolic	Diastolic	
(min)				
10	36	102	74	81
20	37	104	70	80
30	28	117	77	81
40	30	112	70	79
50	29	107	72	82

Table No: 1 – Analysis of Temp, BP, ECG

7. CONCLUSION

The projected system provides IoT-based smart home-driven health care stage (i Home framework), that associates sensors for physiological observation and savvy pharmaceutical bundling for every day prescription administration. So the critical parameter of the patient are checked abuse totally extraordinary bio sensors which is observed by the specialist endlessly by misuse IOT. Wearable sensors, significantly those equipped with IoT intelligence, provide enticing choices for facultative observation and recording of knowledge in home and work environments, over for much longer durations.

References

[1] "A Health-IoT Platform Based on the Integration of Intelligent Packaging, Unobtrusive Bio-Sensor and Intelligent Medicine Box." Geng Yang, Li Xie, Matti Mäntysalo, Xiaolin Zhou, *Member, IEEE*, Zhibo Pang, Li Da Xu, SharonKao-Walter, Qiang Chen, Lirong Zheng, *Senior Member, IEEE*

[2] "6LoWPAN-enabled Fall Detection and Health Monitoring System with Android Smartphone" Won-Jae Yi, Oishee Sarkar, Thomas Gonnot, Ehsan Monsef and Jafar Saniie

[3] "Architecture and Design Flow of Tele-Health Monitoring System using STM32 Platform" Sufian Kaki Aslam and Jafar Saniie

[4] "An Ultra Low-Power Front-end IC for Wearable Health Monitoring System" Yu-Pin Hsu, Student Member, IEEE, Zemin Liu, Student Member, IEEE, and Mona M. Hella, Senior Member, IEEE

[5] "E-Health Monitoring System for the Aged" Augustus E. Ibhaze, MNSE, Francis E. Idachaba, PhD

[6]"A Health Monitoring System Using Multiple Non-Contact ECG Sensors for Automotive Drivers" Rahul Kumar Singh, Archisman Sarkar, Anoop C. S., Member IEEE

[7] "A Low-Power Adjustable Bandwidth Biomedical Signals Acquisition SoC for Continuous Health Monitoring System" Yu-Pin Hsu, Zemin Liu, and Mona M. Hella

[8] MediSuit: Wearable Health Monitoring System for "Elders and Bed-ridden Patients" Rajesh Kannan Megalingam, Goutham Pocklassery, Athul Asokan Thulasi, Vivek Jayakrishnan, Galla Mourya

[9] "Simulating and Testing a Non-Contact Structural Health Monitoring System" Alexander Amies, Christopher Pretty, Geoffrey Rodgers, and Geoffrey Chase

[10] "Health monitoring system for protecting elderly People" Michal Frydrysiak, Lukasz Tesiorowski